

# Local Market Update – February 2014

A RESEARCH TOOL PROVIDED BY THE MULTIPLE LISTING SERVICE OF HILTON HEAD ISLAND AND THE HILTON HEAD AREA ASSOCIATION OF REALTORS®



## 4: Wexford

**- 50.0%**

--

--

Change in  
New Listings

Change in  
Closed Sales

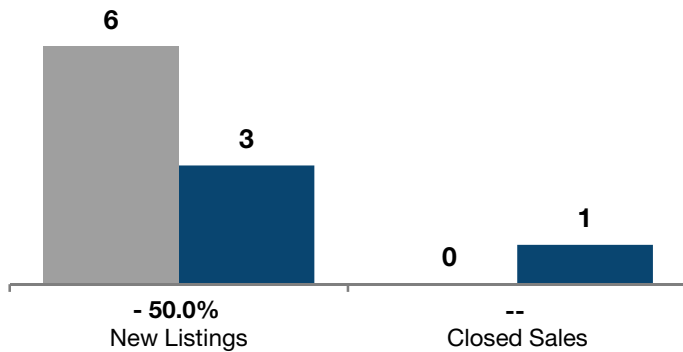
Change in  
Median Sales Price

	February			Year to Date		
	2013	2014	+ / -	2013	2014	+ / -
New Listings	6	3	- 50.0%	10	7	- 30.0%
Closed Sales	0	1	--	2	1	- 50.0%
Median Sales Price*	\$0	<b>\$930,000</b>	--	\$1,287,500	<b>\$930,000</b>	- 27.8%
Percent of List Price Received*	0.0%	<b>77.8%</b>	--	93.4%	<b>77.8%</b>	- 16.7%
Days on Market Until Sale	0	<b>141</b>	--	269	<b>141</b>	- 47.5%
Inventory of Homes for Sale	37	<b>42</b>	+ 13.5%	--	--	--

\* Does not account for seller concessions. | Activity for one month can sometimes look extreme due to small sample size.

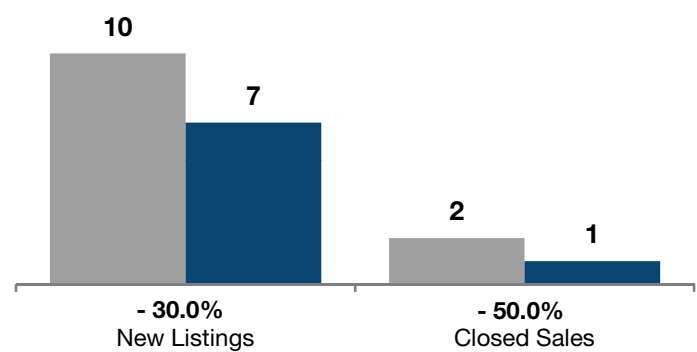
### February

■ 2013 ■ 2014



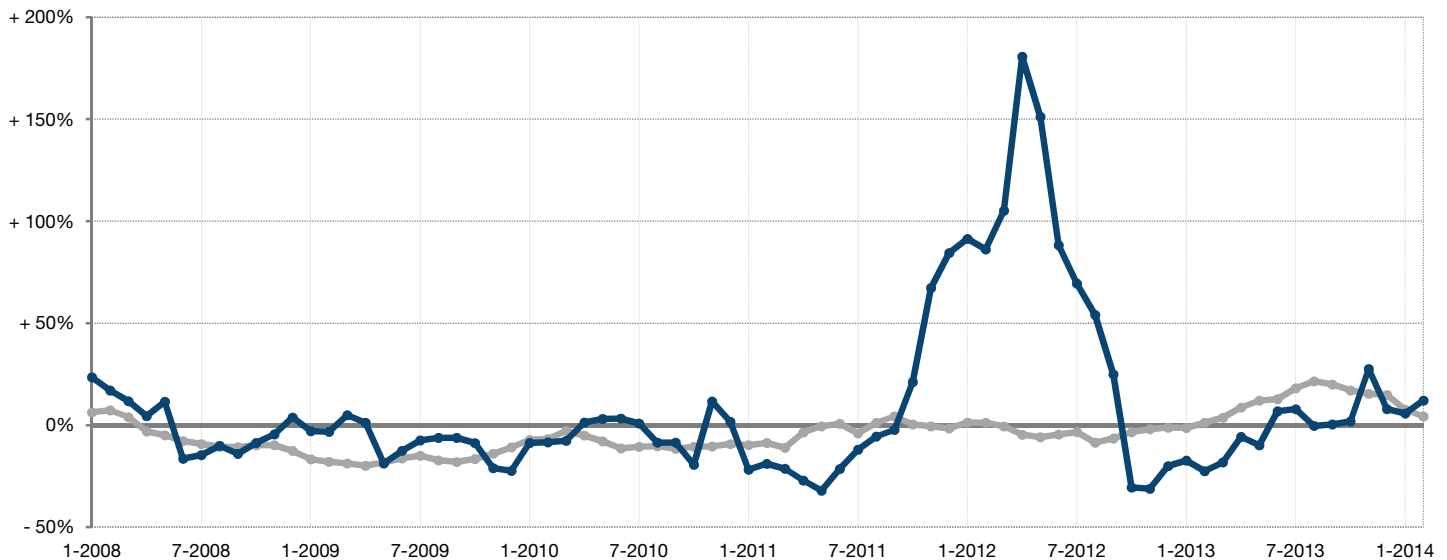
### Year to Date

■ 2013 ■ 2014



### Change in Median Sales Price from Prior Year (6-Month Average)\*\*

All MLS —  
4: Wexford —



\*\* Each dot represents the change in median sales price from the prior year using a 6-month weighted average. This means that each of the 6 months used in a dot are proportioned according to their share of sales during that period. | Data is Copyright © 2014 All Rights Reserved. MLS of Hilton Head Island. | Sponsored by South Carolina REALTORS®. | Powered by 10K Research and Marketing.